



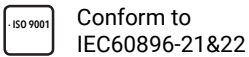
SBL28-12i (12V28Ah)



Applications

- Uninterruptable Power Supply (UPS)
- Electric Power System (EPS)
- Emergency backup power supply
- Emergency light
- Railway signal
- Alarm and security system
- Communication power supply
- DC power supply

Certificates



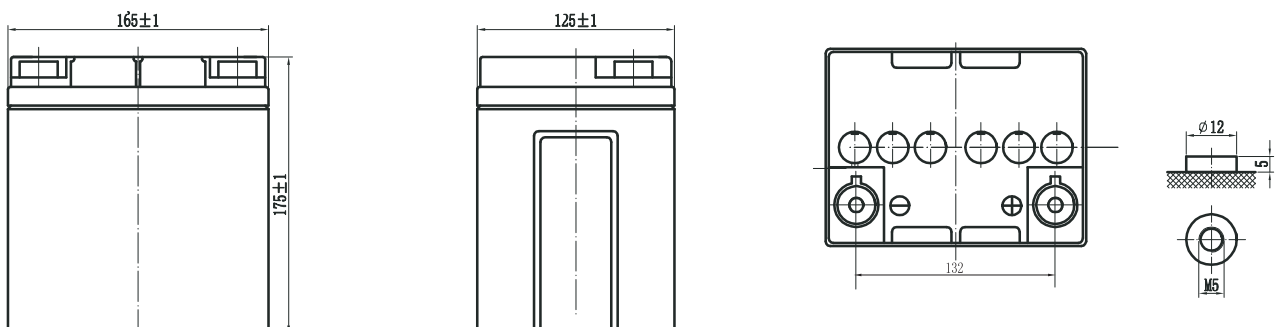
Specifications

Nominal Voltage	12V	Operating Temp. Range	Discharge: -20~50°C
Nominal Capacity	28.20Ah (C ₂₀ , 10.5V)		Charge: -10~50°C
Approx. Weight	8.5kg		Storage: -20~50°C
Terminal	M5	Cycle Use	Initial Charging Current less than 9.6A.
Container Material	ABS UL94 HB/UL94 V0		Voltage 14.40V~14.7V at 20°C.
Rated Capacity (20°C)	28.20Ah/1.41A, 20hr, 10.5V	Standby Use	Temperature Coefficient -30mV/°C.
	28Ah/2.8A, 10hr, 10.5V		No limit on Initial Charging Current.
	26.08Ah/3.26A, 8hr, 10.5V		Voltage 13.38V~13.8V at 20°C.
	23.95Ah/4.79A, 5hr, 10.5V	Capacity affected by Temp.	Temperature Coefficient -20mV/°C.
	21.63Ah/7.21Ah, 3hr, 10.5V	40°C	103%
	19.5Ah/19.5A, 1hr, 9.6V	25°C	100%
Max. Discharge Current	300A (5s)	0°C	86%
Internal Resistance / Impedance (1kHz)	Approx. 12mΩ	Self Discharge	SSB batteries may be stored for up to 6 months at 20°C and then a freshening charge is required. For higher temperatures the time interval will be shorter.
Nominal Oper. Temp. R.	20±3°C	Life Expectancy	10-12 years according to EUROBAT



Dimensions

- **M5 Terminal** Unit: mm | Dimensions: 165 Length X 125 Width X 175 Height (175 Height incl. Terminal)



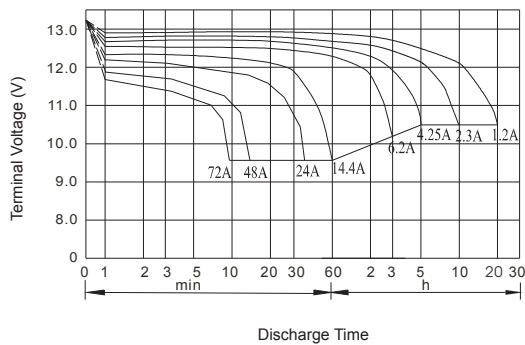
Constant Current Discharge (Amperes) at 20°C

End Point	5min	10min	15min	30min	1h	3h	5h	8h	10h	20h
1.60V/cell	111	72.8	54.9	31.9	19.5	8.01	5.18	4.35	2.82	1.45
1.65V/cell	105.7	69.4	52.4	30.8	18.7	7.76	5.07	4.30	2.82	1.44
1.70V/cell	99.9	65.7	50.0	29.3	18.0	7.50	4.93	3.85	2.81	1.43
1.75V/cell	93.8	62.1	47.3	28.0	17.2	7.21	4.79	3.62	2.80	1.41
1.80V/cell	87.5	58.4	11.7	26.4	16.4	6.87	4.61	3.41	2.79	1.41

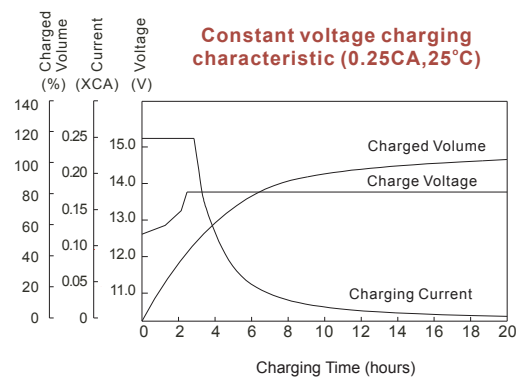
Constant Power Discharge (Watts/cell) at 20°C

End Point	5min	10min	15min	30min	1h	3h	5h	8h	10h	20h
1.60V/cell	206	134	104	61.5	46.5	36.5	23.9	7.52	5.93	3.27
1.65V/cell	193	125	99.1	58.4	44.3	35.0	23.1	7.38	5.86	3.22
1.70V/cell	181	118	93.5	55.2	42.1	33.3	22.4	7.31	5.80	3.18
1.75V/cell	168	109	87.7	52.1	39.8	31.6	21.5	7.22	5.73	3.14
1.80V/cell	155	103	81.9	49.1	37.5	30.0	20.6	6.72	5.67	2.98

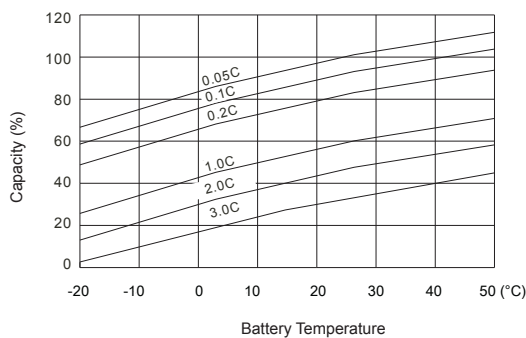
Discharge Characteristics



Float Charging Characteristics



Temperature Effects in Relation to Battery Capacity



Effect of Temperature on Long Term Float Life

